

Tuberculosis surveillance and monitoring in Europe 2016

United Kingdom

Total population on 1 January 2014 by EUROSTAT: 64 308 261

Tuberculosis case notifications, 2014

Total number of cases	7077
Notification rate per 100 000	11.0
New* & relapses	6622
New* & relapses notification rate per 100 000	10.3
Pulmonary	3791 (53.6%)
of which microscopy-positive	1432 (37.8%)
of which laboratory confirmed	2746 (72.4%)
Laboratory-confirmed TB cases	4301 (60.8%)
Mean age of new native TB cases	43.3 years
Mean age of new foreign TB cases	40.7 years
Foreign origin of all TB cases	4890 (69.1%)
New (not previously treated)	6622 (93.6%)

* Cases with unknown previous treatment included in new cases.

Drug resistance surveillance & TB-HIV co-infection, 2014

Completeness of DRS data*	Yes
Completeness of HIV data**	-
Case-linked data reporting	Yes
Cases with DST results	4 266 (99.2%)
Estimated MDR N, (best-low-high)	59-39-79
Pulmonary MDR cases	37 (1.3%)
of which XDR cases	3 (8.1%)
Notified MDR	58 (1.4%)
of which XDR cases	4 (6.9%)
TB cases tested for HIV	- -
HIV-positive TB cases	- -
of these on antiretroviral therapy	- -

* National coverage 100% or culturing 90%, C+/All TB cases 50%, DST done for C+ 75%, EQA 95%.

** More than 50% of TB cases tested for HIV.

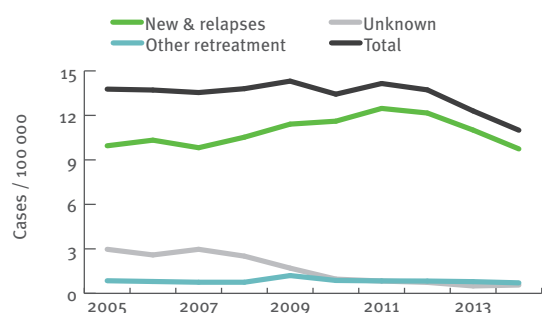
Treatment outcome monitoring

Geographical coverage	National	
Outcome cohort	New culture positive pulmonary TB cases notified in 2013*	All MDR TB cases notified in 2012**
Case-linked data reporting	Yes	
Cases notified	2626	81
Success	2082 (79.3%)	42 (51.9%)
Died	142 (5.4%)	3 (3.7%)
Failed	0 (0.0%)	0 (0.0%)
Lost to follow-up	131 (5.0%)	12 (14.8%)
Still on treatment	217 (8.3%)	22 (27.2%)
Not evaluated	54 (2.1%)	2 (2.5%)

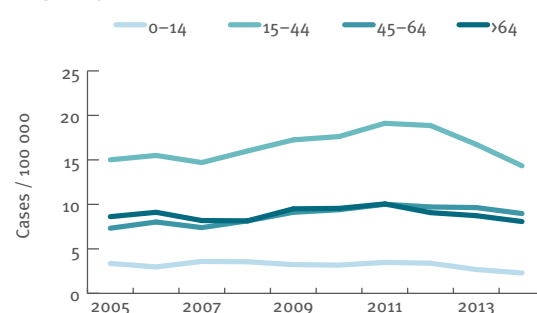
* Treatment outcome as presented is treatment outcome after 12 months.

** Treatment outcome as presented is treatment outcome after 24 months.

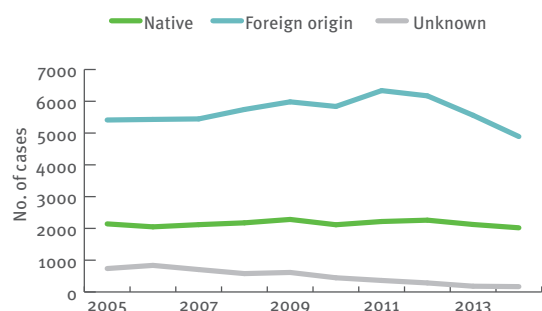
Tuberculosis notification rates by treatment history, 2005-2014



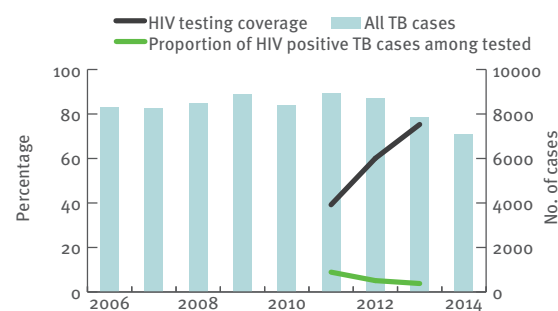
New and relapsed TB cases - notification rates by age group, 2005-2014



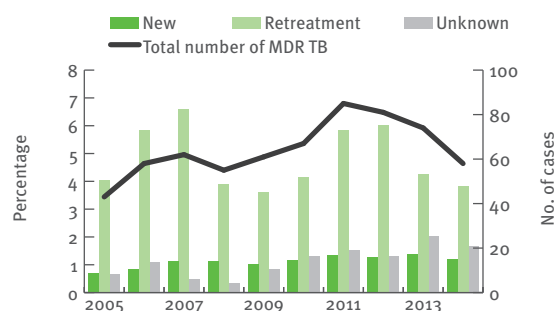
Tuberculosis cases by geographical origin, 2005-2014



TB-HIV co-infection, 2006-2014



MDR TB cases by previous treatment history, 2005-2014



Treatment outcome, new culture-confirmed pulmonary TB cases, 2004-2013

